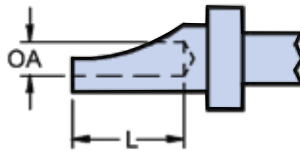


Glenair IPT Series Bayonet-Lock Signal Connectors (MIL-C-26482 Type) Contact Dimensions



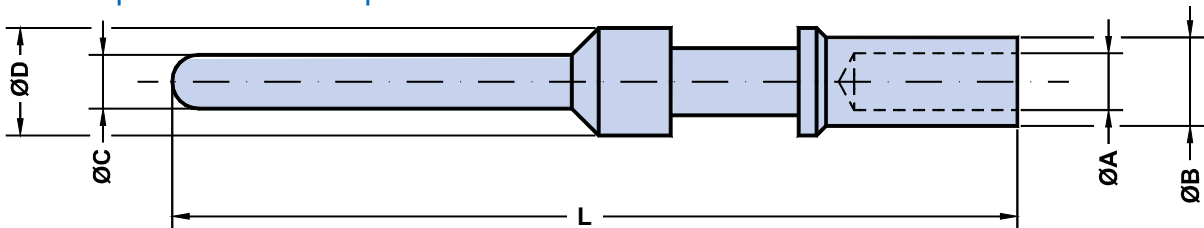
IPT Series
Bayonet Lock
Connectors

IPT Solder Cup Contacts



Contact size	Ø A	L	AWG Max.	Max. wire section
20	1:16	3:17	20	0.6 mmq
16	1.98	4.77	16	1.2 mmq
16 - 2.5	3:00	6:10	-	2.5 mmq

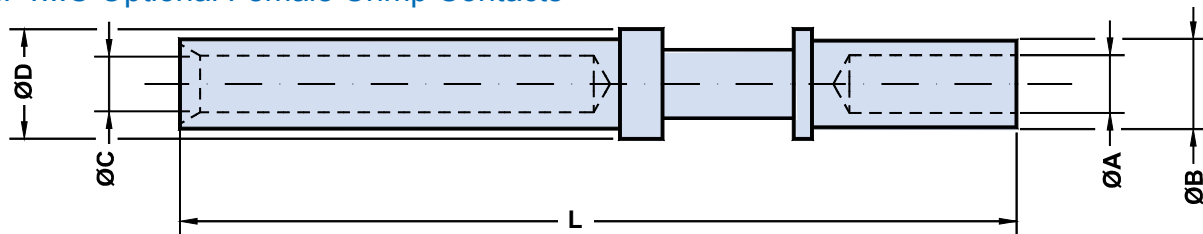
IPT...C Optional Male Crimp Contacts



P/N	Size	mmq	AWG	A +0.03 -0	B +0.02 -0.02	C ±0.02	D +0 -0.03	L ±0.1
10-374-20	20S	0.6	20	1.30	1.93	1.00	2.0	20.37
10-375-20	20	0.6	20	1.30	1.93	1.00	2.0	24.33
10-374-16	16S	1.2	16	1.72	2.60	1.57	3.2	22.30
10-375-16	16	1.2	16	1.72	2.60	1.57	3.2	25.80

Shell Sizes 8 through 18 use the shorter contacts, designated as 16S and 20S

IPT...C Optional Female Crimp Contacts



P/N	Size	mmq	AWG	A +0.03 -0	B +0.02 -0.02	C ±0.02	D +0 -0.03	L ±0.1
10-571-20	20S	0.6	20	1.30	1.93	1.08	1.96	20.40
10-573-20	20	0.6	20	1.30	1.93	1.08	1.96	24.40
10-571-16	16S	1.2	16	1.72	2.60	1.65	2.80	22.25
10-573-16	16	1.2	16	1.72	2.60	1.65	2.80	25.80

Shell Sizes 8 through 18 use the shorter contacts, designated as 16S and 20S