

# Series 80 "Mighty Mouse" Contact Arrangements



## Contact Arrangements

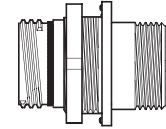
Choose any one of thirty-three contact arrangements ranging from three contacts to 130 contacts. The first number is the shell size, and the second number is the contact arrangement.



## About Shell Sizes

The shell size is based on the mating thread size. The thread size in inches times 16 equals the shell size. For example, if the mating thread is .5625" (9/16), the shell size is 9. For bayonet-type and push-pull connectors, the shell size is usually based on the diameter in inches of the receptacle shell divided by 1/16.

**Note:** the Series 802 and 804 connectors do not conform to this standard.



$$\frac{\text{MATING THREAD SIZE} \times 16}{= \text{SHELL SIZE}}$$

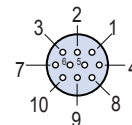
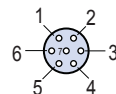
## Series 80 "Mighty Mouse" Contact Arrangements

		Contact Size and Quantity				Contact Arrangement					
		#23	#20	#16	#12	Series 800	Series 801	Series 802	Series 803	Series 804	Series 805
<b>Size #23 Contacts</b> 5 Amp Max. Current 500 VAC #22-#28 AWG		3				5-3	5-3	5-3	5-3	5-3	Not Avail.
		4				6-4	6-4	6-4	6-4	6-4	8-4
		7				6-7	6-7	6-7	6-7	6-7	8-7
		10				7-10	7-10	7-10	7-10	7-10	9-10
		13				8-13	8-13	8-13	8-13	8-13	10-13
		19				9-19	9-19	9-19	9-19	9-19	11-19
		26				10-26	10-26	10-26	10-26	10-26	12-26
		37				12-37	13-37	12-37	12-37	12-37	15-37
		55				Not Avail.	16-55	14-55	14-55	14-55	18-55
		85				Not Avail.	17-85	15-85	Not Avail.	15-85	19-85
130				Not Avail.	21-130	21-130	Not Avail.	Not Avail.	23-130		
<b>Size #16 Contacts</b> 13 Amp Max. Current 1800 VAC #16-#20 AWG				1		6-1	6-1	6-1	6-1	6-1	8-1
				2		8-2	8-2	8-2	8-2	8-2	10-2
				4		9-4	9-4	9-4	9-4	9-4	11-4
				5		10-5	10-5	10-5	10-5	10-5	12-5
				7		12-7	13-7	12-7	12-7	12-7	15-7
				12		Not Avail.	16-12	14-12	14-12	14-12	18-12
				14		Not Avail.	17-14	15-14	Not Avail.	15-14	19-14
		22		Not Avail.	21-22	21-22	Not Avail.	21-22	23-22		
<b>Size #12 Contacts</b> 23 Amp Max. Current 1800 VAC #12-#14 AWG					1	7-1	7-1	7-1	7-1	7-1	9-1
					2	12-2	13-2	12-2	12-2	12-2	15-2
					3	12-3	13-3	12-3	12-3	12-3	15-3
					5	Not Avail.	16-5	14-5	14-5	14-5	18-5
					7	Not Avail.	17-7	15-7	15-7	15-7	19-7
					12	Not Avail.	21-12	21-12	Not Avail.	Not Avail.	23-12
<b>Contact Arrangements with Mixed Size (Combo) Layouts</b>		4	2			8-200	8-200	8-200	8-200	8-200	10-200
		8	2			9-201	9-201	9-201	9-201	9-201	11-201
		4		2		9-200	9-200	9-200	9-200	9-200	11-200
		8		2		10-202	10-202	10-202	10-202	10-202	12-202
		4			2	10-201	10-201	10-201	10-201	10-201	12-201
		6			2	12-200	13-200	12-200	12-200	12-200	15-200
		10			2	12-201	13-201	12-201	12-201	12-201	15-201
		12			1	10-200	10-200	10-200	10-200	10-200	12-200

Dimensions in inches (millimeters) and are subject to change without notice.

## Mating Face View of Pin Connector (socket connector numbers are reversed)

Contact Legend  
#23° #20● #16● #12⊕



Series 800, 801, 802, 803, 804

5-3

6-1

6-4

6-7

7-1

7-10

Series 805

Not Avail.

8-1

8-4

8-7

9-1

9-10

No. of Contacts

3

1

4

7

1

10

Contact Size

#23

#16

#23

#23

#12

#23

DWV Voltage (VAC)

500

1800

500

500

1800

500

Current Rating (Amps)

5 Amps

13

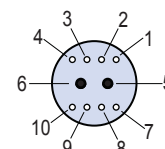
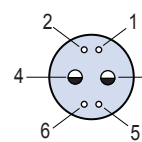
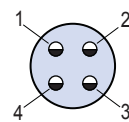
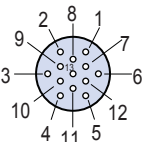
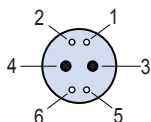
5

5

23

5

Contact Legend  
#23° #20● #16● #12⊕



Series 800, 801, 802, 803, 804

8-2

8-200

8-13

9-4

9-200

9-201

Series 805

10-2

10-200

10-13

11-4

11-200

11-201

No. of Contacts

2

2

4

13

4

2

4

2

8

Contact Size

#16

#20 #23

#23

#16

#16 #23

#20 #23

DWV Voltage (VAC)

1800

1000 500

500

1800

1800 500

1000 500

Current Rating (Amps)

13

7

5

5

13

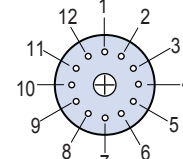
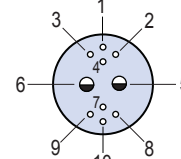
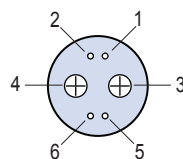
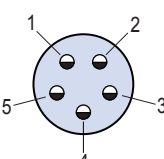
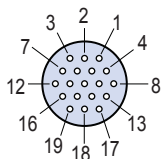
13

5

7

5

Contact Legend  
#23° #20● #16● #12⊕



Series 800, 801, 802, 803, 804

9-19

10-5

10-201

10-202

10-200

Series 805

11-19

12-5

12-201

12-202

12-200

No. of Contacts

19

5

2

4

2

8

1

12

Contact Size

#23

#16

#12 #23

#16 #23

#12 #23

DWV Voltage (VAC)

500

1800

1800 500

1800 500

1800 500

1800 500

Current Rating (Amps)

5

13

23

5

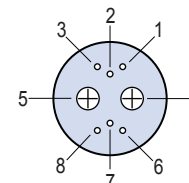
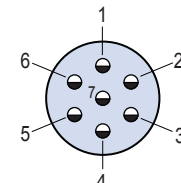
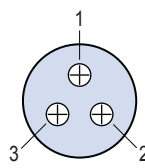
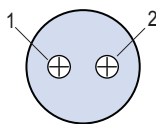
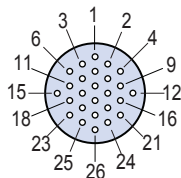
13

5

23

5

Contact Legend  
#23° #20● #16● #12⊕



Series 800, 802, 803, 804

10-26

12-2

12-3

12-7

12-200

Series 801

10-26

13-2

13-3

13-7

13-200

Series 805

12-26

15-2

15-3

15-7

15-200

No. of Contacts

26

2

3

7

2

6

Contact Size

#23

#12

#12

#16

#12 #23

DWV Voltage (VAC)

500

1800

1800

1800

1800

1800

500

Current Rating (Amps)

5

23

23

13

23

5

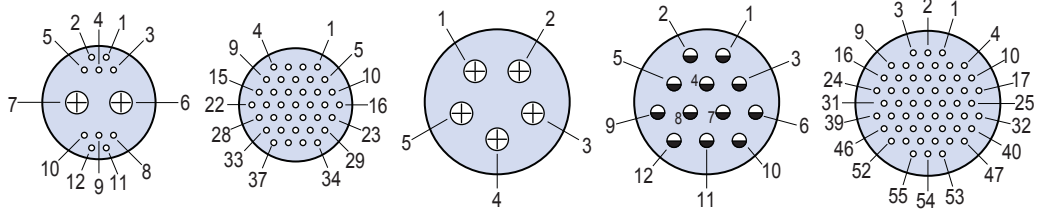
Dimensions in inches (millimeters) and are subject to change without notice.

# Series 80 "Mighty Mouse" Contact Arrangements



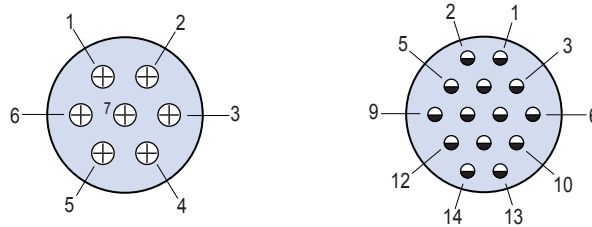
## Mating Face View of Pin Connector (socket connector numbers are reversed)

Contact Legend  
 #23° #20● #16● #12⊕



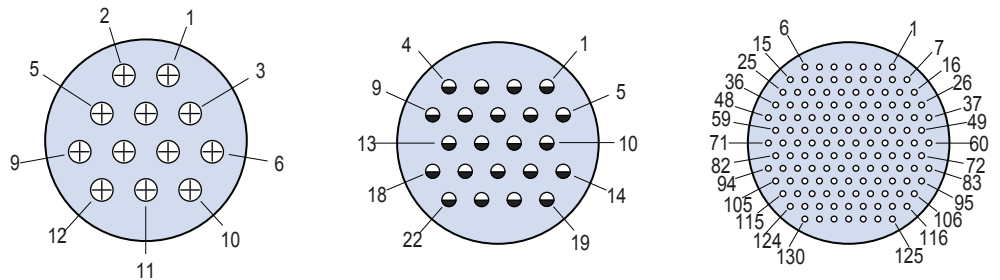
Series 800	12-201	12-37	Not Available	Not Available	Not Available
Series 802, 803, 804	12-201	12-37	14-5	14-12	14-55
Series 801	13-201	13-37	16-5	16-12	16-55
Series 805	15-201	15-37	18-5	18-12	18-55
No. of Contacts	2 10	37	5	12	55
Contact Size	#12 #23	#23	#12	#16	#23
DWV Voltage (VAC)	1800 500	500	1800	1800	500
Current Rating (Amps)	23 5	5	23	13	5

Contact Legend  
 #23° #20● #16● #12⊕



Series 802, 804	15-7	15-14	15-85
Series 801	17-7	17-14	17-85
Series 805	19-7	19-14	19-85
No. of Contacts	7	14	85
Contact Size	#12	#16	#23
DWV Voltage (VAC)	1800	1800	500
Current Rating (Amps)	23	13	5

Contact Legend  
 #23° #20● #16● #12⊕



Series 801, 802	21-12	21-22	21-130
Series 805	23-12	23-22	23-130
No. of Contacts	12	22	130
Contact Size	#12	#16	#23
DWV Voltage (VAC)	1800	1800	500
Current Rating (Amps)	23	13	5

Dimensions in inches (millimeters) and are subject to change without notice.